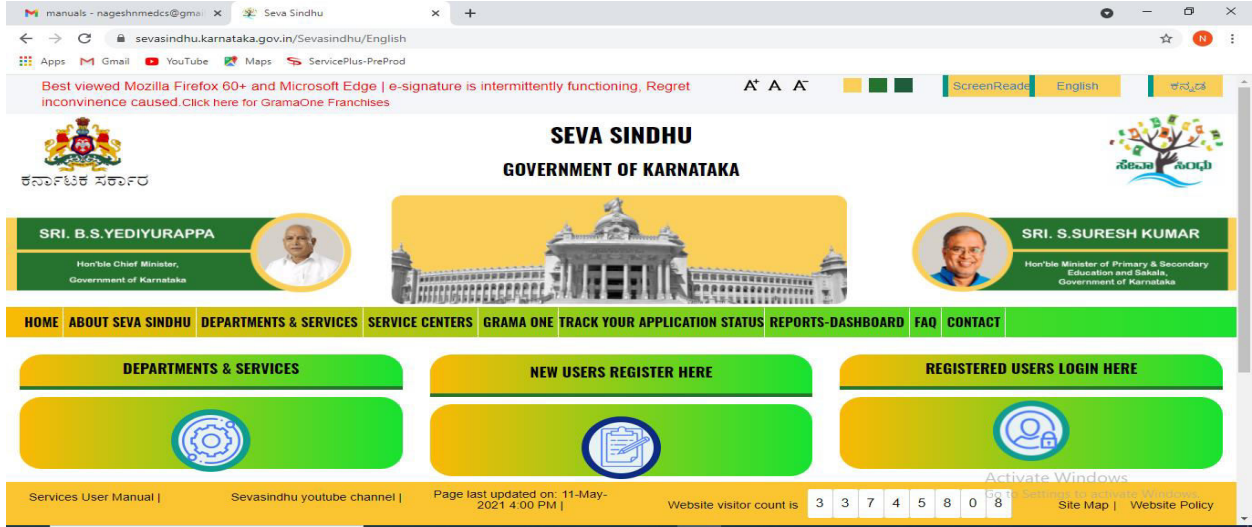
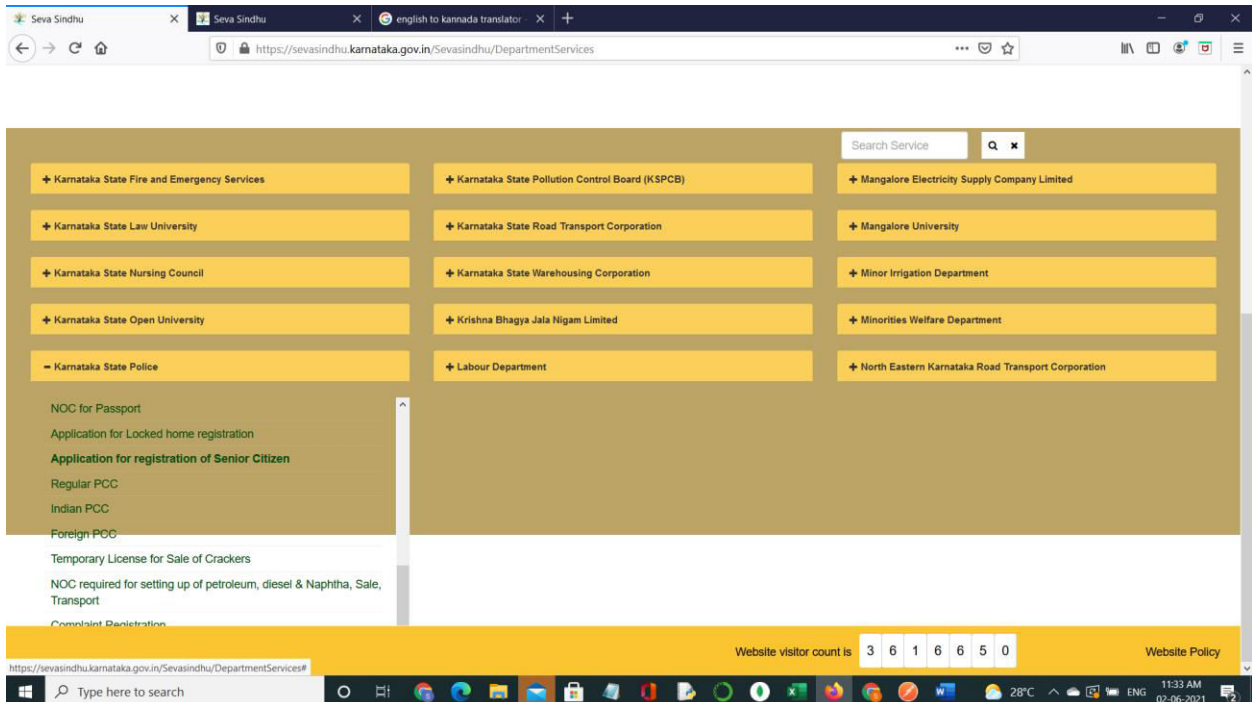


ಕರ್ನಾಟಕ ರಾಜ್ಯಪೊಲೀಸ್ ಇಲಾಖೆ  
Karnataka State Police  
ಹಿರಿಯ ನಾಗರಿಕರ ನೋಂದಣಿ  
Application for Registration of Senior Citizen

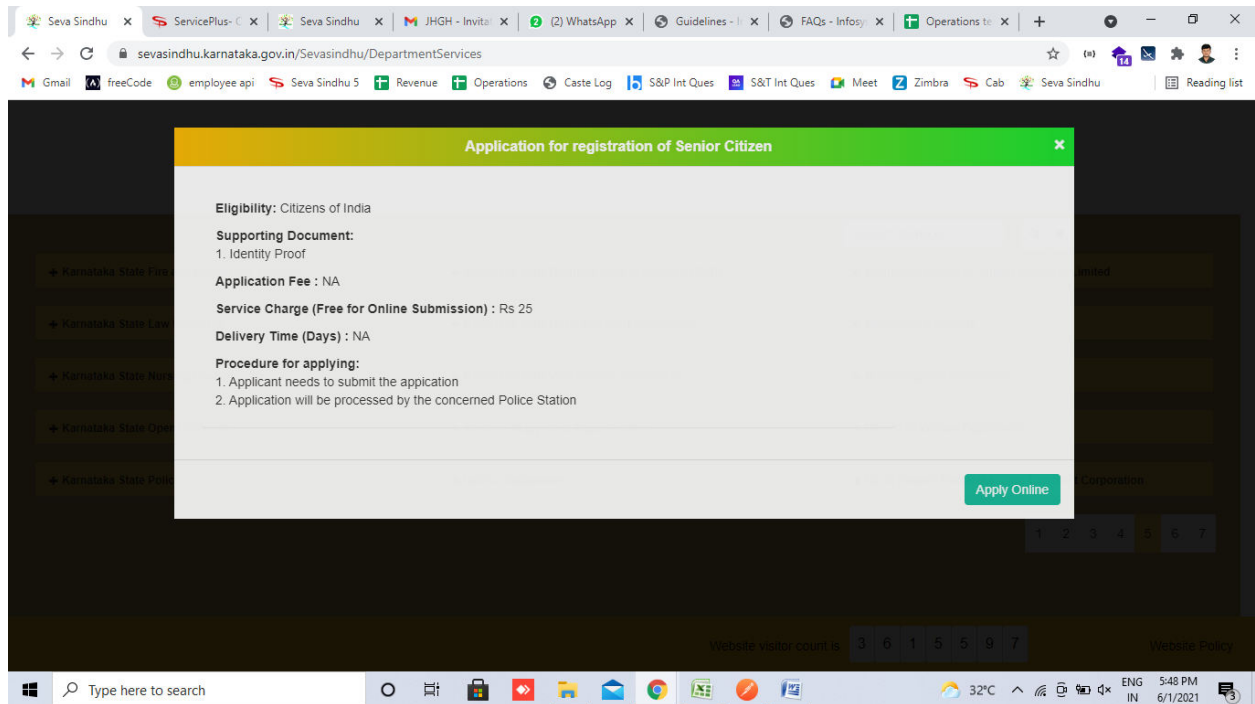
**Step 1:** Go to [sevasindhu.karnataka.gov.in](https://sevasindhu.karnataka.gov.in) website and click on **Departments & Services**.



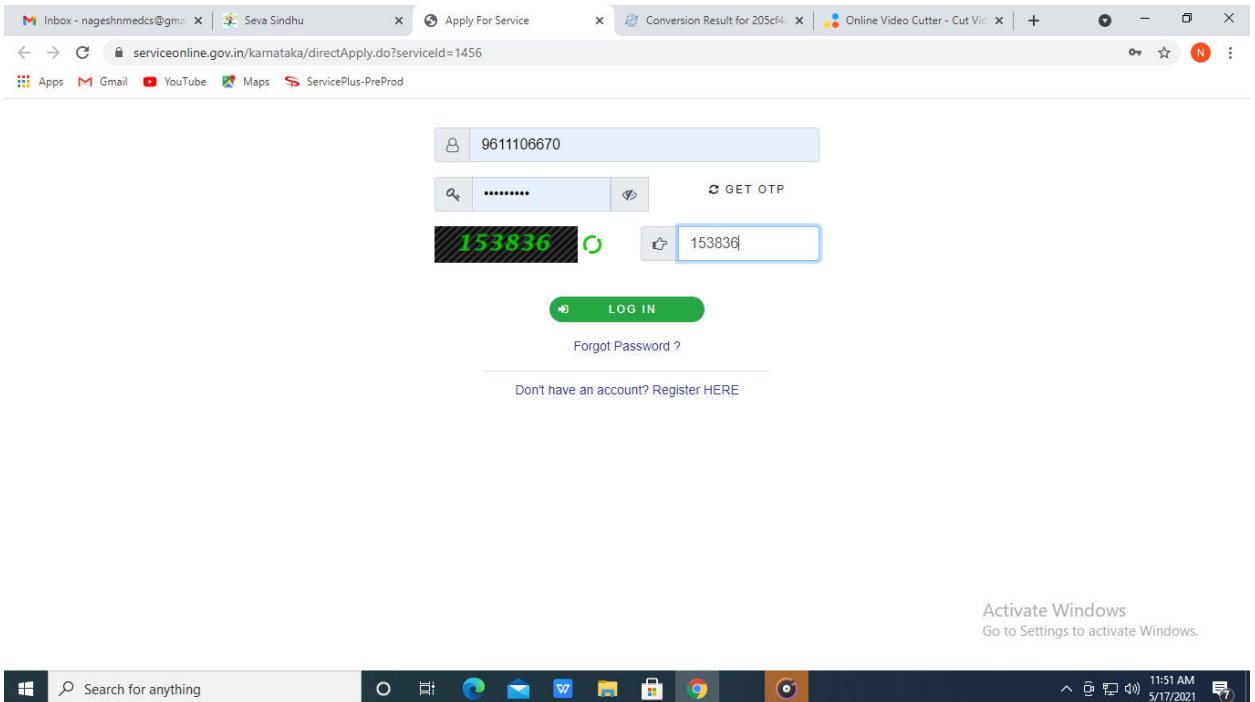
**Step 2:** Click on **Karnataka State Police** and select **Application for registration of Senior Citizen**. Alternatively, you can search for Application for registration of Senior Citizen in the search option.



### Step 3: Click on Apply online.



### Step 4: Enter the username, password/OTP, captcha and click on Log In button.



## Step 5: Fill the Applicant Details.

The screenshot shows the 'Application For Registration Of Senior Citizen' form on the ServicePlus portal. The form is titled 'ಕರ್ನಾಟಕ ರಾಜ್ಯ ಪೊಲೀಸ್' (Karnataka State Police) and 'ಹಿರಿಯ ನಾಗರಿಕರ ನೋಂದಣಿಗೆ ಅರ್ಜಿ' (Application For Registration Of Senior Citizen). The form fields are as follows:

Applicant Details/ಅರ್ಜಿದಾರರ ವಿವರಗಳು	
First Name/ಪ್ರಥಮ ಹೆಸರು *	TEST
Middle Name/ಮಧ್ಯದ ಹೆಸರು	
Last Name/ಕಡೆಯ ಹೆಸರು	
Date of Birth/ಹುಟ್ಟಿದ ದಿನಾಂಕ(DD/MM/YYYY)	
Age Group/ವಯಸ್ಸು ಶ್ರೇಣಿ *	65-70
Gender/ಲಿಂಗ *	Male
Relation Type/ಸಂಬಂಧದ ವಿಧ *	Father
Relative Name/ಸಂಬಂಧಿಯ ಹೆಸರು *	TEST
Nationality/ರಾಷ್ಟ್ರೀಯತೆ *	India
Mobile No./ಮೊಬೈಲ್ ಸಂಖ್ಯೆ *	9999999999
Type of Accommodation/ವಸತಿಯ ವಿಧ	College/School Hostel

## Step 6: Verify the details. If details are correct, select the **checkbox ("I agree")** & **Submit**.

The screenshot shows the verification step of the application form. The form is titled 'Declaration/ಘೋಷಣೆ' (Declaration/ಘೋಷಣೆ). The text reads: 'I hereby declare that the particulars furnished in this form are true to the best of my knowledge/ಈ ಅರ್ಜಿಯಲ್ಲಿ ನಾನು ಒದಗಿಸಿರುವ ಎಲ್ಲಾ ವಿವರಗಳು ಸತ್ಯವಾಗಿರುತ್ತವೆ ಎಂದು ಘೋಷಿಸುತ್ತೇನೆ. Disclaimer: If uploaded documents mismatch with the entered data, Department may reject your application.' Below the text is a checkbox labeled 'I Agree' which is checked. Below the declaration is a 'Word verification' section with a green box containing the number '589733' and a circular arrow icon. Below the word verification is a text input field containing '589733'. At the bottom of the form are buttons for 'Draft', 'Continue', 'Close', and 'Reset'. The footer of the page includes logos for the Ministry of Panchayati Raj, Digital India, data.gov.in, india.gov.in, PMINDIA, and a note that the site is technically designed, hosted and maintained by National Informatics Centre.

**Step 7:** A fully filled form will be generated for user verification.

**Applicant Details/ಅರ್ಜಿದಾರರ ವಿವರಗಳು**

First Name/ಪ್ರಥಮ ಹೆಸರು :	ghghdbkj
Age Group/ವಯಸ್ಸು ಶ್ರೇಣಿ :	60-65
Gender/ಲಿಂಗ :	Male
Relation Type/ಸಂಬಂಧದ ವಿಧ :	Father
Relative Name/ಸಂಬಂಧಿಯ ಹೆಸರು :	bysak
Nationality/ರಾಷ್ಟ್ರೀಯತೆ :	India
Mobile No /ಮೊಬೈಲ್ ಸಂಖ್ಯೆ :	7894561230
Type of Accommodation/ನಿವಾಸದ ಪ್ರಕಾರ :	Living with Family

**Present Address/ಪ್ರಸ್ತುತ ವಿಳಾಸ**

Village/Town/City/ಗ್ರಾಮ/ಪಟ್ಟಣ/ನಗರ :	hkhhdjda
Country/ದೇಶ :	India
State/ರಾಜ್ಯ :	Karnataka
District/ಜಿಲ್ಲೆ :	Bengaluru City
Police Station/ಪೊಲೀಸ್ ಠಾಣೆ :	Basaveshwara Nagar PS
Same for Permanent / ಏಕಕಾಲಕ್ಕೆ ವಿಳಾಸ ಮರಳಿಸುವಂತೆ :	Yes/ಹೌದು

**Permanent Address/ಐಕ್ಯಕಾಲಕ್ಕೆ ವಿಳಾಸ**

Village/Town/City/ಗ್ರಾಮ/ಪಟ್ಟಣ/ನಗರ :	hkhhdjda
Country/ದೇಶ :	India
State/ರಾಜ್ಯ :	Karnataka
District/ಜಿಲ್ಲೆ :	Bengaluru City
Police Station/ಪೊಲೀಸ್ ಠಾಣೆ :	Basaveshwara Nagar PS

**Step 8:** Click on Attach Annexure.

Mobile No / ಮೊಬೈಲ್ ಸಂಖ್ಯೆ : 7894561230

Email / ಇಮೇಲ್ : sd@gmail.com

Hidden LGD : City Office(Police Cities- Bengaluru City )

**Declaration/ಘೋಷಣೆ**

I hereby declare that the particulars furnished in this form are true to the best of my knowledge/ಈ ಅರ್ಜಿಯಲ್ಲಿ ನಾನು ಒದಗಿಸಿರುವ ಎಲ್ಲಾ ವಿವರಗಳು ಸತ್ಯವಾಗಿರುತ್ತವೆ ಎಂದು ಘೋಷಿಸುತ್ತೇನೆ.  
Disclaimer: If uploaded documents mismatch with the entered data, Department may reject your application.

I Agree : Yes

**Additional Details**

Apply to the Office : City Office(Police Cities- Bengaluru City )

Draft Reference No : Draft\_PO014S/2021/03164

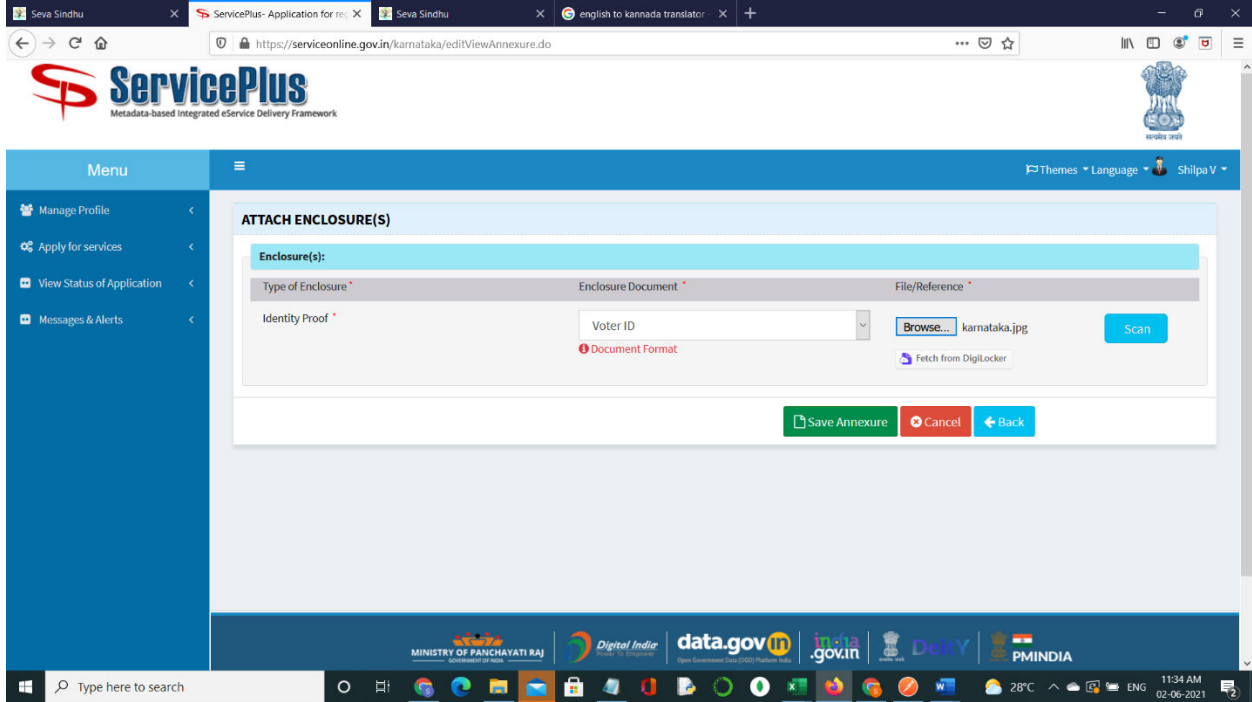
31/5/2021 03:24:53 IST <http://serviceonline.gov.in/karnataka>

[Attach Annexure](#) [Edit](#) [Cancel](#) [Click here to initiate new application](#)

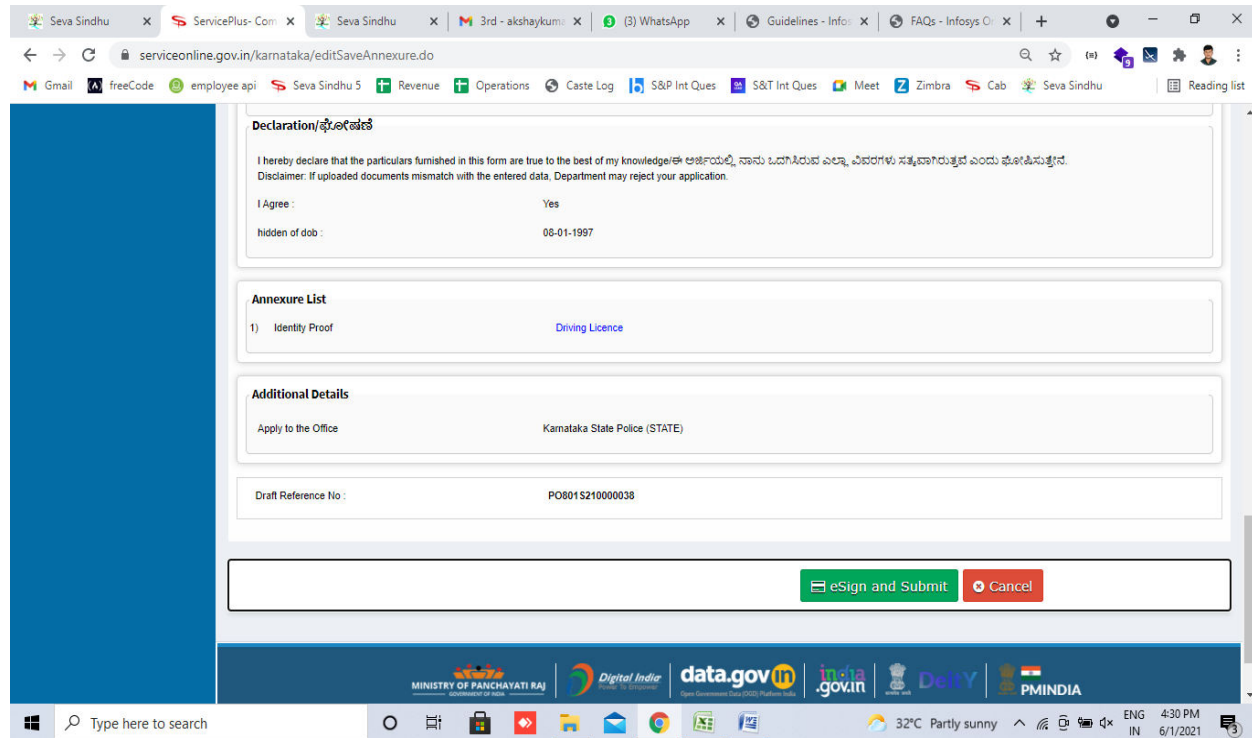
MINISTRY OF PANCHAYATI RAJ  
Digital India  
data.gov.in  
india.gov.in  
DeiLY  
PMINDIA

Site is technically designed, hosted and maintained by National Informatics Centre  
Contents on this website is owned, updated and managed by the Ministry of Panchayati Raj  
POWERED BY SERVICEPLUS

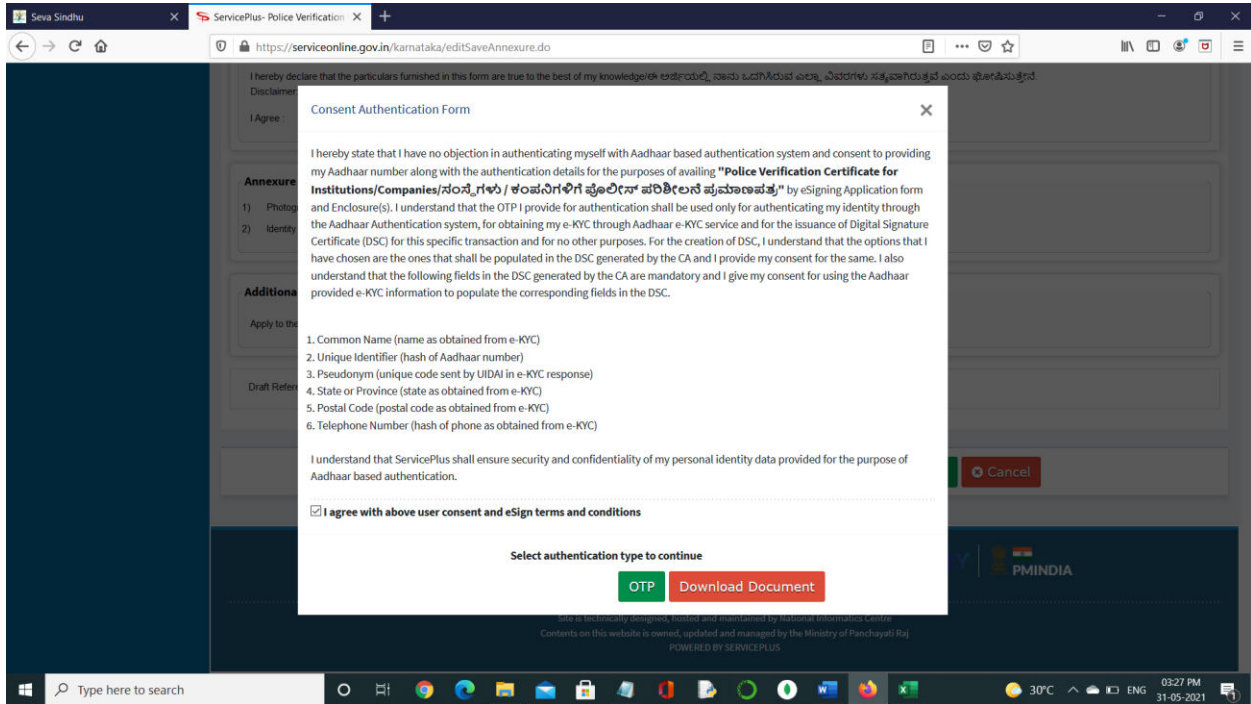
**Step 9: Attach the annexure and click on Save Annexure.**



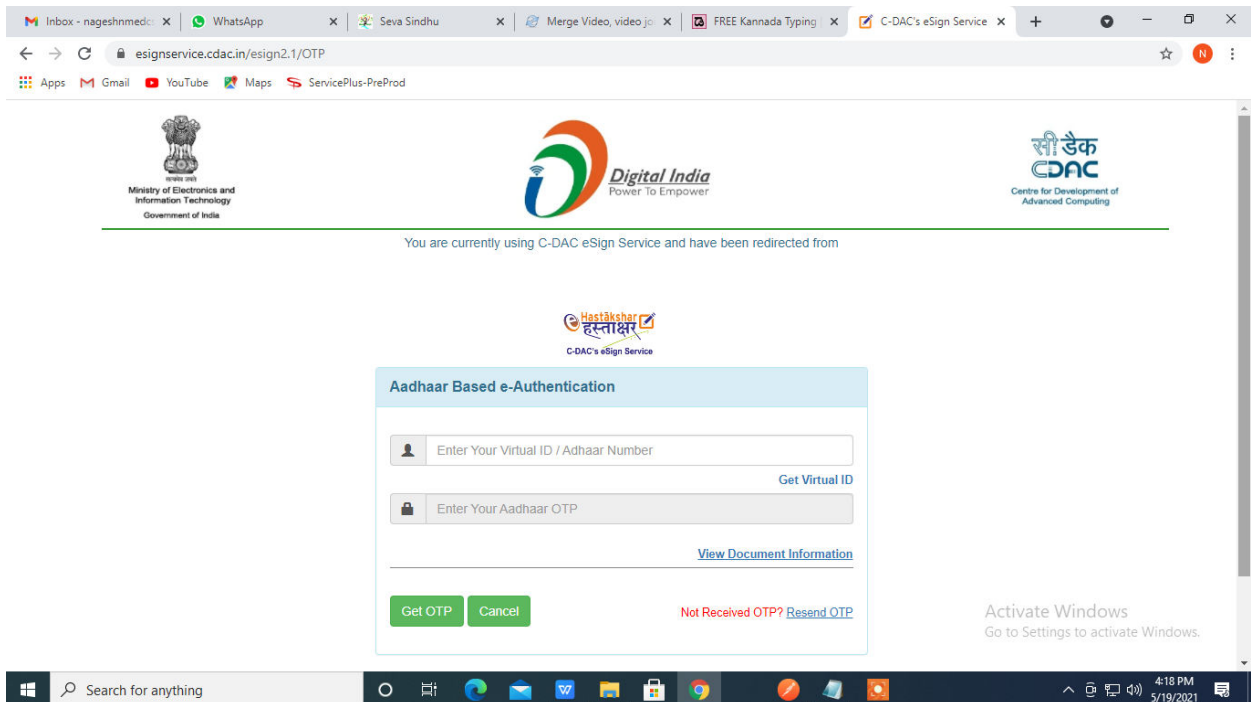
**Step 10: Saved annexure will be displayed and click on eSign and Submit to proceed.**



**Step 11:** Click on I agree with above user consent and eSign terms and conditions and Select authentication type to continue.

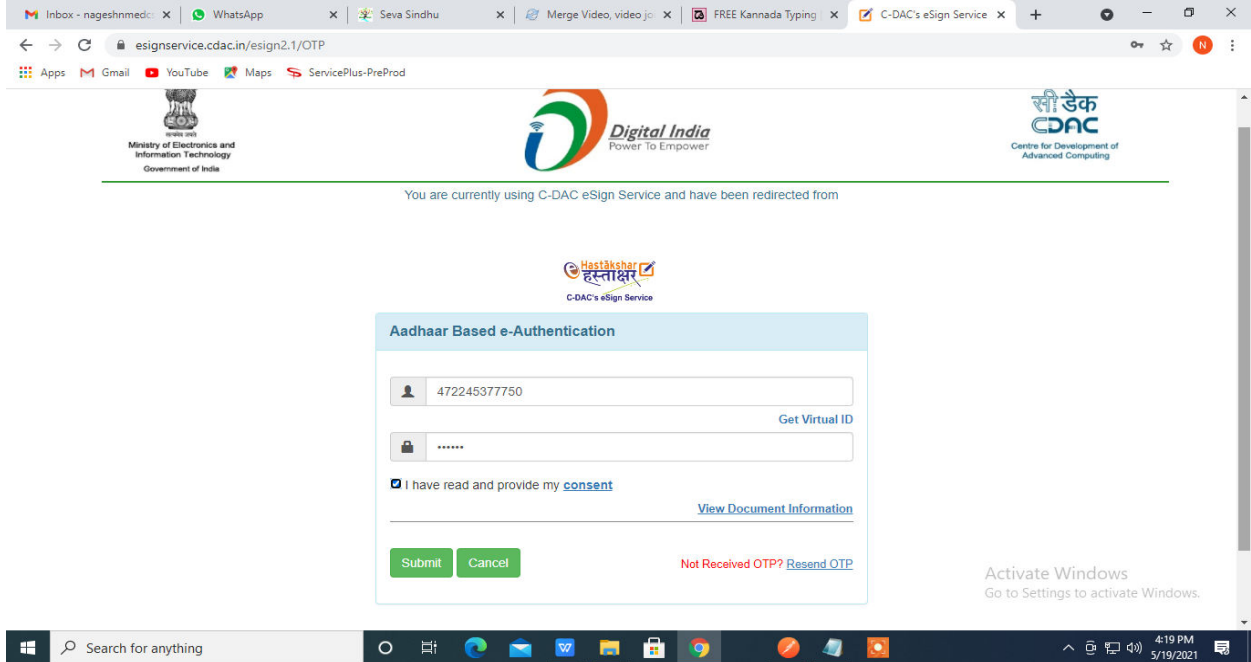


**Step 12:** Enter Aadhaar Number and click on get OTP.

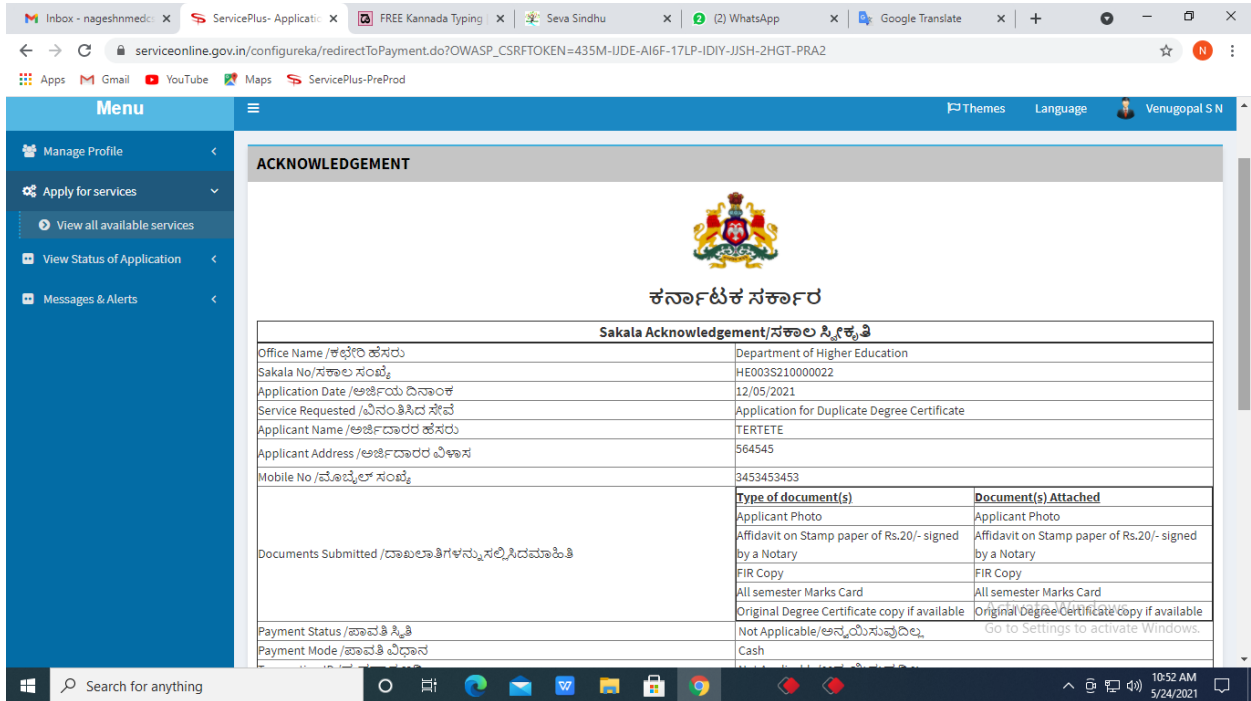




**Step 13: Enter OTP and click on Submit.**



**Step 14: After Submit is successful, acknowledgement will be generated. Acknowledgement consists of applicant details, application details and the payment details for applicant's reference.**



**Step 15: To download the certificate, go to the [sevasindhu.karnataka.gov.in](http://sevasindhu.karnataka.gov.in) and click on Registered Users Login Here.**

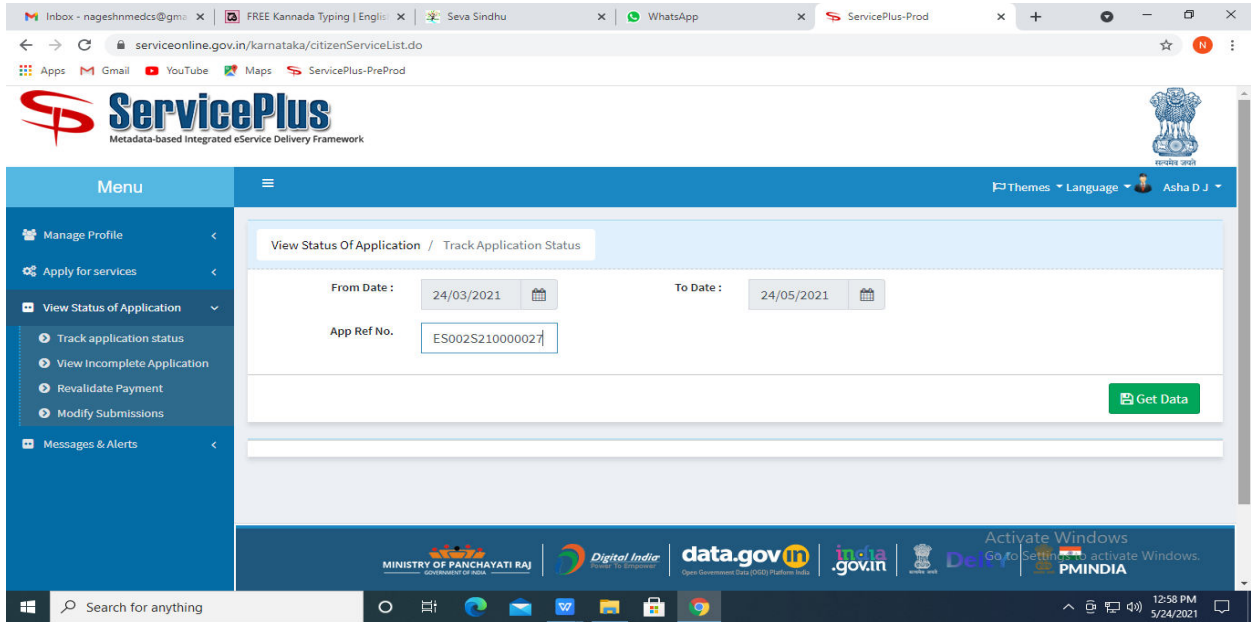
The screenshot shows the homepage of the Seva Sindhu Government of Karnataka website. The header includes the state emblem and the text 'SEVA SINDHU GOVERNMENT OF KARNATAKA'. Below this, there are portraits of the Hon'ble Chief Minister, Sri. B. S. Yediyurappa, and the Hon'ble Minister of Primary & Secondary Education and Sakala, Sri. S. Suresh Kumar. A navigation menu contains links for HOME, ABOUT SEVA SINDHU, DEPARTMENTS & SERVICES, SERVICE CENTERS, GRAMA ONE, TRACK YOUR APPLICATION STATUS, REPORTS-DASHBOARD, FAQ, and CONTACT. Three main service buttons are visible: 'DEPARTMENTS & SERVICES', 'NEW USERS REGISTER HERE', and 'REGISTERED USERS LOGIN HERE'. The footer includes a 'Website visitor count' of 33745808 and a 'Page last updated on: 11-May-2021 4:00 PM'.

**Step 16: Once the login page is open, enter your username, password/OTP, captcha and click on Submit.**

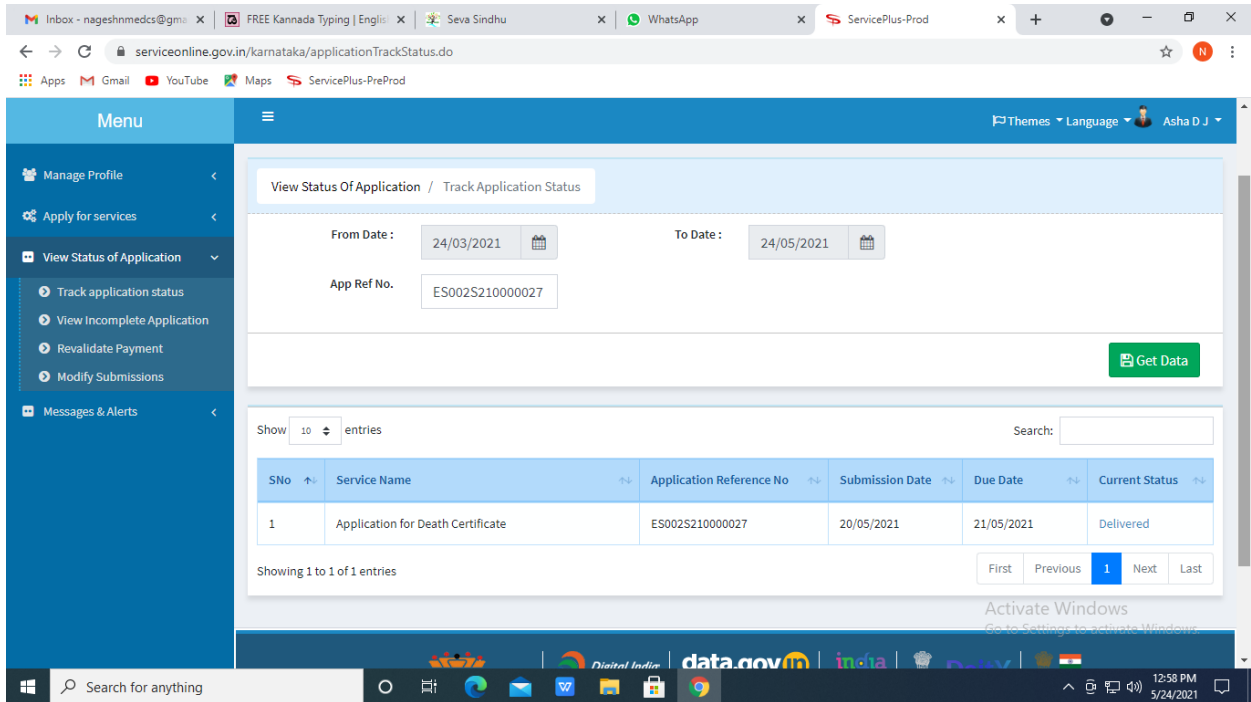
The screenshot shows the login page of the Seva Sindhu Government of Karnataka website. The page is titled 'Apply for Service' and 'Check Your Application Status'. The 'Apply for Service' section contains a form with a phone number field (9611106670), a password field, a 'Get OTP' button, a captcha field (552319), and a 'Submit' button. Below the form are links for 'Forgot Password', 'New user? Register here', and 'Know Your Eligibility'. The 'Check Your Application Status' section contains a form with 'Select Department' and 'Select Service' dropdown menus, an 'Enter your Application ID' field, and a 'Check Status Now' button. The footer includes '© All Rights Reserved' and 'Powered by SERVICEPLUS'.



**Step 17:** Click on **View Status of Application** --> **Track application status**. Enter Application Reference Number (you can refer to Acknowledgment/SMS to get Application Reference Number) and click on **Get Data**.



**Step 18:** Check Current Status of the application. If it is delivered, Click on **Delivered**.



## Step 19: Under Issue Document(s), click on **Output Certificate**.

ServicePlus  
Metadata-based Integrated eServices

Menu

- Manage Profile
- Apply for services
- View Status of Application
  - Track application status
  - View Incomplete Application
  - Revalidate Payment
  - Modify Submissions
- Messages & Alerts

Status of Application

Application Reference Number : ES002S210000027

Name of the Service : Application for Death Certificate

Applied By : Asha D J

Application due Date : 21/05/2021

S.No.	Task Name	Form Details	Issued Document(s)	Status	Remarks
1	Application Submission	<a href="#">View</a>	<a href="#">Acknowledgement</a>	Completed	NA
2	Push application data to DB	NA	Nil	Forwarded	<a href="#">View</a>
3	Callback Webservice	NA	<a href="#">Output Certificate</a>	Delivered	<a href="#">View</a>

Showing 1 to 1 of 1 entries

Close

## Step 20: Application for Registration of Senior Citizen Output Certificate will be downloaded. You can print the certificate if required.

WPS Office

Application for ...ree Certificate

User Manual - Death Certificate

HE003S210000023.pdf

Home Insert Comment Edit Page Protect Tools

Hand Tool

Select Tool Edit Text Edit Picture PDF to Office PDF to Picture Annotate 75% 1/1 Auto Scroll Read Mode Background Screen Grab Find Highlight Note

Mangalore University

No: HE003S210000023  
Date: 24/05/2021

Sub: Approval of Issue of Duplicate Degree Certificate

We are pleased to inform you that the Duplicate Degree Certificate HE003S210000023 has been dispatched to your mailing address provided to the University

The Dispatch details are as follows:

Courier Name / Post:let  
Dispatch Date:24/05/2021  
Tracking ID :test  
Website address of the Courier / Speed Post:es  
For any clarification please contact us.

Date :24/05/2021 Registrar

Test Data / Test Data

Activate Windows  
Go to Settings to activate Windows.